

French Revision Booklet

Voyager Class

April-May 2020



Enjoy revising the work we have covered on where you live and extending it to include learning about rooms in your house. If you have access to a computer try using www.french-games.net to learn and practise new words and phrases. If you can download the duolingo app you can build up your French further or try a bit of Spanish.

week 1	En ville page 2-3	week 4	ma maison page 7-8
week 2	Les directions page 4	week 5	crossword page 9
week 3	les pièces page 5-6	week 6	wordsearch page 10

En ville - in town

A. This term, we have been learning about places in town. Firstly refresh your memory by writing the correct English under each French word:

une église	une poste	un café	un centre sportif
une école	une piscine	un cinéma	une bibliothèque
un parc	un magasin	une gare	un supermarché
un stade	un musée	un théâtre	un commissariat

shop, train station, school, supermarket, cinema, theatre, swimming pool, post office, church, police station, stadium, museum, library, sports centre, café, park,

B. Which is the odd one out in each group of places? Circle the odd one out. (Write why you think so!)

1. cinéma, théâtre, parc, église
2. piscine, stade, centre sportif, gare
3. supermarché, école, magasin, poste,
4. bibliothèque, école, piscine, église
5. commissariat, café, stade, cinéma

C. Next, read about this small town and what it has...there are a few extra words you should be able to guess eg hôtel

Answer true (vrai) or false (faux) to the questions below.

Write the correct sentence for any that are false.

J'habite dans une petite ville. Il y a des magasins, une piscine, un stade, des cafés, un commissariat, un musée, une belle église, plusieurs restaurants, un marché, trois hôtels, un supermarché et une gare.


- 1 Il y a des magasins.....
- 2 **Il n'y a pas de** piscine.....
- 3 Il y a des cafés.....
- 4 Il y a **une patinoire**.....
- 5 **Il n'y a pas** d'hôtels.....
- 6 Il y a une gare.....

Une patinoire - ice rink
Il y a - there is/are
Il n'y a pas de - there is not a...


Les directions

Read these three phrases for describing where something is :


C'est à gauche
(it's on the left)



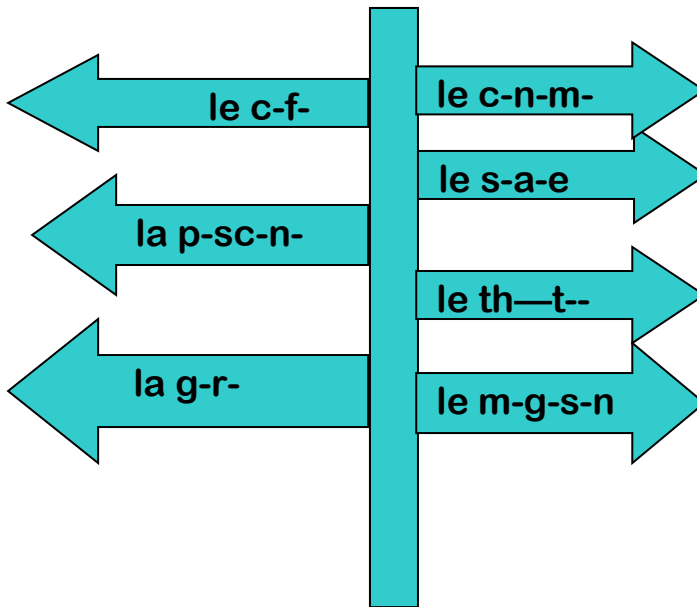
C'est tout droit
(it's straight on)



C'est à droite
(it's on the right)



A . Look at the signpost – first fill in the missing letters of each place



B. Write a sentence to give directions to each place. Use the example to help

1. Le cinéma, c'est à droite.
2.
3.
4.
5.
6.
7.










Les pièces - rooms

la chambre	bedroom
le salon	living room
la salle à manger	dining room
le bureau	study
la salle de bains	bathroom
le garage	garage
le jardin	garden
le jardin d'hiver	conservatory (winter garden !)
la cuisine	kitchen

A. Solve the anagrams...which room?

1. lonsa.....
2. rueabu.....
3. dijnar.....
4. sceiuni.....
5. breachm.....
6. rageag.....
7. deasleabisln.....
8. reganmeasàll.....

B. Either label each photo with the correct word from below or write a sentence giving your opinion on each of the rooms

		
<p>e.g. la chambre or J'adore la chambre</p>		
		
		

Le bureau	le jardin d'hiver	le garage
la cuisine	le salon	la chambre
la salle à manger	le jardin	la salle de bains

J'adore..... J'aime..... je n'aime pas..... je déteste.....

Ma maison- my house

A. First read the description of a friends house and underline all the words for rooms (you should find 9).

Cher corres

Voici une photo de notre maison. C'est une grande maison.

Au rez-de-chaussée, **il y a** une cuisine, une salle à manger et un grand salon **qui donne sur** le jardin.

Au premier étage, **il y a** la chambre de mes parents, une salle de bains et ma chambre.
Il y a aussi un garage et le jardin.

*Au rez-de chaussée -
on the ground floor*

*Au premier étage on
the first floor*


Il y a - there is/are

Aussi - also


*Qui donne sur -
which looks out on*

Voici - here is

B. Next, draw a plan of the house showing what is on the ground floor, the first floor and outside. Label the plan in French.



C. Now, draw a plan of your own house or your dream home, labelling the rooms in French.



D. Finally, write a few sentences in French describing the house you have drawn...use the text on page 7 to help.

.....

.....

.....

.....

.....

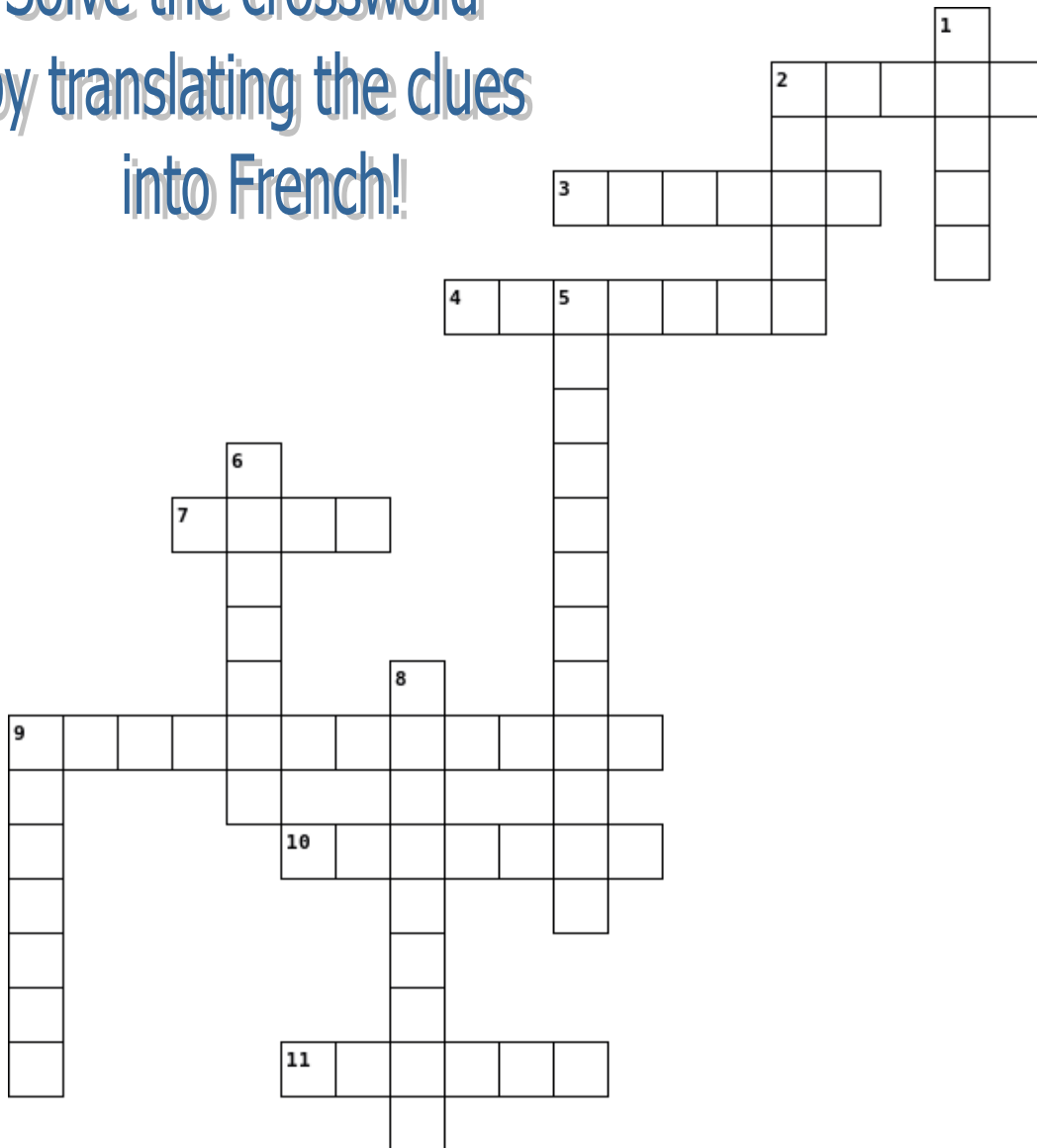
.....

.....

.....

.....

Solve the crossword
by translating the clues
into French!



Across

- 2. lounge
- 3. office
- 4. swimming pool
- 7. train station
- 9. police station
- 10. kitchen
- 11. garden

Down

- 1. post office
- 2. stadium
- 5. bathroom
- 6. shop
- 8. ice rink
- 9. bedroom

