

Weekly Writing Tasks: (The days of the week are examples of how these tasks may fit into your week)

Pobble Task (Monday):

<http://www.pobble365.com/>

Look at the link above and choose a photo of your choice to write about or use the photo below.

Top tips:

There are story starters, sentence challenges and question time activities under these photos for inspiration.

Pobble is full of inspirational photos for your writing like this >>>



Poem (Tuesday):

Write a Tanka poem (any subject). Tanka poems are similar to Haikus but are 5 lines long. The first line has 5 syllables, the second line has 7 syllables, the third line has 5 syllables, the fourth line has 7 syllables, and the fifth line has 7 syllables.

Spring is upon us, (5)
Pretty bluebells in the woods, (7)
Bird song all around, (5)
The days grow sunny and long, (7)
My favourite time of year. (7)



Teacher directed task

(Weds):

Write a letter to a key worker, thanking them for all they are doing during this time.

(farmer/ policeman/ care worker/ bin men/ delivery drivers/ shop workers/ police/ doctors/nurses etc)

Editing task (Thurs)

Edit your Tanka poem using a polishing pen. Then copy out your Tanka poem in best, focusing on your handwriting. Could you give your poem a border that includes some of the things you have mentioned in it?

When you have finished, you could try having a go at an online editing game. Some suggested links can be found below:

<https://funenglishgames.com/grammargames/punctuation.html>

<http://www.primaryhomeworkhelp.co.uk/interactive/punctuation.html>

Teacher directed task

(Fri)

Write a diary entry about your week. Remember to write in first person and past tense!

Spellings and grammar: Complete 3 spelling activities from below based on these spellings:

Year 3	Year 4	Year 5	Year 6
Adding -ation to verbs to form nouns	Words with the ay sound	Words ending in -ent	The 'sh' sound spelt 'ti' or 'ci.'
information explanation preparation admiration exploration observation alteration separation	grey prey obey vein rein weigh eight sleigh	frequent innocent ancient magnificent confident intelligent patient different	direction especially explanation appreciate competition ancient cautious delicious
<p><u>Top tip!</u> If the verb ends in a consonant we usually just add -ation (tempt + ation = temptation)</p> <p>If the verb ends in 'e' we must drop the e before adding -ation (adore + ation = adoration)</p>	<p><u>Top tip!</u> Sometimes the 'ay' sound is spelt 'eigh', 'ei' or 'ey.' You could underline the ey sound in each of your spellings to see which of the above is making the 'ay' sound.</p>	<p><u>Top tip!</u> It is always correct to write -ent after soft c or g. It is <i>almost</i> always correct to write -ent after qu, ti or ci.</p>	<p><u>Top tip!</u> You could underline the sh sound in each of your spellings to see whether it is 'ti or 'ci' making it.</p>

Spellings and grammar instructions: Complete 3 spelling activities based on the spellings above:

Words Without Vowels

Write your spelling words on a list, but replace all the vowels with a line. Then go back to the beginning of your list and see if you can fill in the correct missing vowels.

Example: fr_g

Colourful Words

Write each of your spelling words. Write each letter using a different coloured pencil!

*Example- colourful

Pyramid Writing

"Pyramid write" your spelling words.

You must write neatly!

*Example: home
h
ho
hom
home

Vowel Circle

Write each of your spelling words.

Then go back and circle all of the vowels in your spelling words!

Don't forget to write neatly!

Example: t h(i)n k

Squiggly Spelling Words

You are going to write your spelling words two times. First, write in regular letters. Then write the words again in squiggly letters!

Grammar Activity Week 5:

- Use the present tense to write about something that happens regularly. (Ellie cheats, Hassan knits, Tom forgets things)
- Use the past tense to write about something that's finished. (Ellie cheated, Hassan knitted, Tom forgot things)

Activity: Underline the present tense verb (doing word) in the each sentence and then rewrite the sentence in past tense. One has been done for you:

Dan borrows a book. >>> Dan borrowed a book.

We pack the car. >>> _____

I pay the bills. >>> _____

They throw it out. >>> _____

He paints a picture. >>> _____

Hannah does a lot. >>> _____

Challenge: Can you write any of your own sentences with present tense verbs and then write a similar one with past tense verbs?

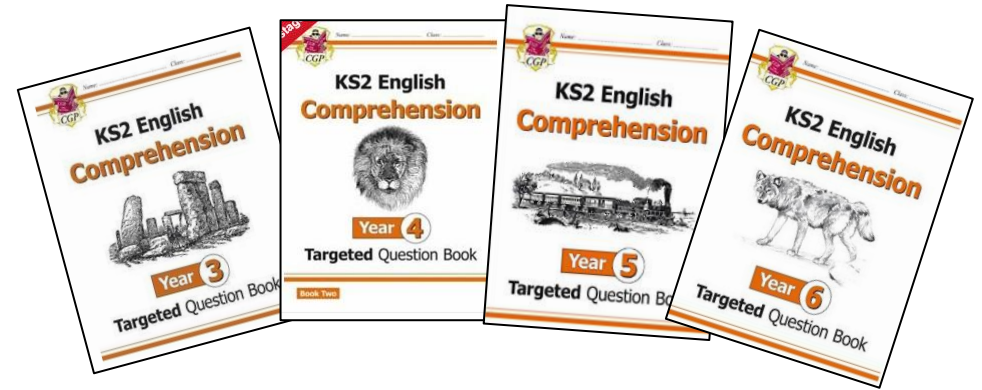
Extra Grammar Lessons:

The BBC Bitesize team offer some additional grammar lessons each week, but these are not daily. If you want some more grammar activities then visit: <https://www.bbc.co.uk/bitesize/dailylessons>.

Reading Tasks: Week 6

As well as the activities below, any opportunities to read to an adult would be fantastic!

CGP Reading comprehension books (x1 a week) - Text 6



Year 3 and 4:

Complete one of the following reading response activities from below (see LKS2 list of activities):

- 1 x understand it
- 1 x find it
- 1 x summarise it
- 1 x predict it

Year 5 and 6:

















Complete one of the following reading response activities from below (see UKS2 list of activities)

- 1 x Find it
- 1 x Think about it
- 1 x listen to it
- 1 x respond to it



READING RESPONSE ACTIVITIES

Fiction - Years 3 & 4

<p>Understand it! Look up any tricky words in a dictionary and write their definitions.</p> 	<p>Understand it! Find three interesting words in the story. Write a sentence of your own for each word.</p> 	<p>Find it! Write the title, author, illustrator and publisher of this story.</p> 	<p>Find it! Write a sentence about each of the main characters.</p> 
<p>Summarise it! Write a paragraph (about 50 words) to summarise a chapter.</p> 	<p>Summarise it! Write a paragraph (about 50 words) to summarise the whole book.</p> 	<p>Think about it! Draw 2 characters from the story with thought bubbles to show what they are thinking.</p> 	<p>Think about it! Is there anything about this story that puzzles you? Write: <i>I wonder why?</i></p> 
<p>Predict it! Draw a picture with a caption to say what might happen next.</p> 	<p>Predict it! Imagine a further chapter. Write the opening of this chapter.</p> 	<p>Link it! Draw the main character. Underneath list all the reasons this character is important.</p> 	<p>Link it! Draw or write about the most important moment in this story.</p> 
<p>Listen to it! Find any words used to describe a character or place in the story.</p> 	<p>Listen to it! Write down any particularly effective words the writer has chosen.</p> 	<p>Compare it! Does this story remind you of any others? If so which?</p> 	<p>Compare it! Is there a moment in the story where the mood changes? Draw or write about this.</p> 

















Complete these activities in your reading journal - keep track of which activities you have done by ticking them off.

Remember to do as many different activities as possible - don't always do the same one!



READING RESPONSE ACTIVITIES

Fiction - Years 5 & 6

<p>Understand it! Look up any tricky words in a dictionary and write their definitions.</p> 	<p>Understand it! Find three interesting words in the story. Write a synonym for each.</p> 	<p>Find it! Write the names of all the key characters, with a sentence explaining their role.</p> 	<p>Find it! List five facts eg. about characters, settings or events.</p> 
<p>Summarise it! Write a paragraph (about 50 words) to summarise a chapter.</p> 	<p>Summarise it! Write a paragraph (about 50 words) to summarise the whole book.</p> 	<p>Think about it! Is there a moment of decision for a character? Draw this character, and the two possible choices.</p> 	<p>Think about it! Is there anything about this story that puzzles you? Write: <i>I wonder why...</i></p> 
<p>Predict it! Draw a picture with a caption to say what might happen next.</p> 	<p>Predict it! Imagine a further chapter. Write the opening of this chapter.</p> 	<p>Link it! Draw the main character. Underneath list all the reasons this character is important.</p> 	<p>Link it! Write about the most important moment in this story and why it is important.</p> 
<p>Listen to it! Find any words used to describe a character or place in the story.</p> 	<p>Listen to it! Write down any particularly effective words the writer has chosen, and say why they are effective.</p> 	<p>Compare it! Write the names of the characters, sorting them according to your own criteria e.g. goodies/baddies, powerful/weak.</p> 	<p>Compare it! Is there a moment in the story where the mood changes? Write about it.</p> 

Complete these activities in your reading journal - keep track of which activities you have done by ticking them off.

Remember to do as many different activities as possible - don't always do the same one!